

# Square Wave<sup>®</sup> TIG 200

TIG WELDING MACHINE



**LINCOLN**<sup>®</sup>  
**ELECTRIC**



# Simplicity Without Compromise

The Square Wave® TIG 200 is a portable TIG and stick welding machine that lets hobbyists, makers, small fabricators and craftsmen explore their creativity.

It is designed to help expand your welding expertise. As your skills and confidence grow, you can take advantage of the Square Wave TIG 200's additional functionality. No matter your skill level, you won't be disappointed.

The Square Wave TIG 200 provides smooth and stable AC TIG welding on aluminum and DC TIG welding on steel, stainless steel and chrome-moly.

A user-friendly interface enables the operators to set it, forget it and weld.



## Advanced Features Yet Easy to Use

The user interface makes machine setup easy. Available features, such as Pulse, which provides a drumbeat-like rhythm for filler metal deposition, make you become a better TIG welder – faster.

## A Great TIG Machine for Aluminum

For a wider or tighter welding bead, users can easily adjust AC Frequency Control. AC Balance can be adjusted to provide more cleaning action on dirty aluminum or to maximize penetration on thick materials.

## TIG and Stick from One Power Source

The multi-process machine can TIG weld when precision and bead appearance are important. Users also have the advantage of stick welding capability for outdoor work or thicker materials.

## Take it Everywhere, Plug in Anywhere.™

Plug in the Square Wave TIG 200 where you need it – a standard 120V circuit or 230V for maximum output. Portable and convenient to use, only 46 lb (21 kg).

---

**“VERY EASY TO USE INTERFACE – SHOULD BE NICE FOR LESS EDUCATED WELDERS AND EVEN PEOPLE WHO HAVE ZERO KNOWLEDGE.”**

– J. WADE // ADVANCED RV, WILLOUGHBY, OH

---

### Processes »

AC/DC TIG, Stick

### Applications »

Home, Hobby, Shop, Light Fabrication, Hobby Aviation, Motorsports, Makers, Education

### Output »



### Input »



### Product Number »

• K5126-1



## Controls »

1. LED Display
2. Indicator Lights
3. Control Dial
4. On/Off Switch
5. Negative Output Receptacle
6. Advanced Feature Button
7. Weld Process Button
8. Positive Output Receptacle
9. 6-pin Remote Receptacle






## SPECIFICATIONS

Product Name	Product Number	Input Power: Voltage/Phase/Hertz	Rated Output: Current/Duty Cycle	Input Current @ Rated Output	Output Range	H x W x D in (mm)	Net Weight lbs (kg)
Square Wave® TIG 200	K5126-1	120/1/50/60	TIG: 125A/25%* TIG: 100A/40% TIG: 85A/60% Stick: 75A/20% Stick: 65A/60%	22A 17A 14A 19A 16A	TIG: 10-125A Stick: 10-90A	14 x 10.75 x 19.25 (358 x 282 x 502)	46 (21)
		230/1/50/60	TIG: 200A/25% TIG: 160A/40% TIG: 130A/60% Stick: 170A/20% Stick: 100A/60%	22A 17A 13A 25A 13A	TIG: 10-200A Stick: 10-170A		

\* 120V AC TIG 110A/25%

## ADVANCED FEATURES

Setting	Range	Results	
AC Frequency	60-150 (Hz)	A lower frequency results in a wider bead	A higher frequency results in a more focused bead
AC Balance	60-90 (%Electrode Negative)	A lower AC Balance (%EN) results in an arc with increased cleaning action	A higher AC Balance (%EN) results in an arc with higher penetration
Pulse	0.1-20 (Pulses per second)	Lower pulse frequency helps moderate filler metal deposition	A higher pulse frequency helps manage heat input and minimize material distortion

ACCESSORIES	• Optional • Included	Product Number	Square Wave® TIG 200 Base Unit (K5126-1)
<b>GENERAL</b>			
<b>PTA-17 TIG Torch Ready-Pak®</b> – 150 amp air-cooled torch package with flexible head and 12.5 ft. (3.8 m) Ultra-Flex™ cable assembly with Twist-Mate™ adapter. Includes: #7 nozzle, 1/16 in. (1.6 mm) and 3/32 in. (2.4 mm) collets, collet bodies and E3® Tungsten		K1782-14	•
<b>Foot Amptrol™</b> – with 25 ft. (7.6 m) cable assembly		K870	•
<b>Gas Regulator/Flowmeter and 10 ft. (3 m) Gas Hose Kit</b>			•
<b>200A Stick Electrode Holder</b> – with cable and Twist-Mate™ adapter			•
<b>Ground Clamp and Cable</b> – with Twist-Mate adapter			•
<b>Utility Cart</b> – Accommodates power source, gas cylinder, tools and welding accessories. Includes: adjustable handle, front casters, and rear wheels. 30 (min.)/34 (max.) x 18 x 35 inches.		K520	•
<b>Hand Amptrol™ (Rotary Track Style)</b> – Provides 25 ft. (7.6 m) of remote current control for TIG welding.		K963-3	•
<b>Canvas Cover</b>		K2377-1	•
<b>TIG</b>			
<b>PTA-9 TIG Torch</b> – 125 amp air-cooled torch with 12.5 ft. (3.5 m) one piece cable assembly		K1781-1	•
<b>PTA-17F TIG Torch</b> – 150 amp air-cooled torch with Flex Head and Ultra-Flex 12.5 ft. (3.5 m) one piece cable assembly		K1782-15	•
<b>PTA-26 TIG Torch</b> – 200 amp air-cooled torch with 12.5 ft. (3.5 m) one piece cable assembly		K1783-1	•
<b>Additional TIG Torches</b> – See Pro-Torch™ TIG torch literature e12.150 for full line of products			•
<b>Twist-Mate Adapter</b> – Use to connect PTA-9, 125 amp and PTA-17, 150 amp air-cooled TIG torches with one piece cable assemblies		K1622-1	•
<b>Twist-Mate Adapter</b> – Use to connect PTA-26, 200 amp air-cooled TIG torch with one piece cable assembly		K1622-3	•
<b>Parts Kit for PTA-9 Series TIG Torches</b> – Contains a long back cap, 0.040 in., 1/16 in. collets, collet bodies and tungsten, and three Alumina nozzles (1/4 in., 5/16 in., 3/8 in. orifices)		KP507	•
<b>Parts Kit for PTA-17 Series TIG Torches</b> – Contains a short back cap, 0.040 in., 1/16 in., 3/32 in. collets, collet bodies and tungsten, and three Alumina nozzles (1/4 in., 5/16 in., 3/8 in. orifices)		KP508	•
<b>Parts Kit for PTA-26 and PTA-18 Series TIG Torches</b> – Contains a long back cap, 1/16 in., 3/32 in., 1/8 in., collets, collet bodies and tungsten, and three Alumina nozzles (5/16 in., 3/8 in., 1/2 in. orifices)		KP509	•
<b>Cut Length Consumables</b> – See publication C1.10			•

- Included
- Optional

#### CUSTOMER ASSISTANCE POLICY

The business of The Lincoln Electric Company® is manufacturing and selling high quality welding equipment, consumables, and cutting equipment. Our challenge is to meet the needs of our customers and to exceed their expectations. On occasion, purchasers may ask Lincoln Electric for information or advice about their use of our products. Our employees respond to inquiries to the best of their ability based on information provided to them by the customers and the knowledge they may have concerning the application. Our employees, however, are not in a position to verify the information provided or to evaluate the engineering requirements for the particular weldment. Accordingly, Lincoln Electric does not warrant or guarantee or assume any liability with respect to such information or advice. Moreover, the provision of such information or advice does not create, expand, or alter any warranty on our products. Any express or implied warranty that might arise from the information or advice, including any implied warranty of merchantability or any warranty of fitness for any customers' particular purpose is specifically disclaimed.

Lincoln Electric is a responsive manufacturer, but the selection and use of specific products sold by Lincoln Electric is solely within the control of, and remains the sole responsibility of the customer. Many variables beyond the control of Lincoln Electric affect the results obtained in applying these types of fabrication methods and service requirements.

Subject to Change – This information is accurate to the best of our knowledge at the time of printing. Please refer to [www.lincolnelectric.com](http://www.lincolnelectric.com) for any updated information.