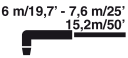




 **HF** 

**V peak** 500  5 bar

0.4 Kg / 0,88 lb  
1 m / 3,3'

<b>X</b> 60%	<b>X</b> 100%		
40 A	30 A	110 l/min	15 mm 3/5"
60 A	45 A	120 l/min	25 mm 1"
80 A	65 A	140 l/min	32 mm 1 1/4"
110 A	85 A	155 l/min	40 mm 1 3/5"
130 A	105 A	180 l/min	45 mm 1 3/4"



CODE	↔	
PAH006D-004-FA3	6 m / 19,7'	Central Adaptor
PAH008D-004-FA3	7,6 m / 25'	Central Adaptor
PAH015D-004-FA3	15,2 m / 50'	Central Adaptor
PAH006D-000-FA3	6 m / 19,7'	1/4 G
PAH008D-000-FA3	7,6 m / 25'	1/4 G
PAH015D-000-FA3	15,2 m / 50'	1/4 G
PAH006D-304-FA3	6 m / 19,7'	Trafimector®
PAH008D-304-FA3	7,6 m / 25'	Trafimector®
PAH015D-304-FA3	15,2 m / 50'	Trafimector®



Starter kit  
NOT INCLUDED  
(see page 13)

