



# Z HF AUTO



4,6 m/15' - 7,6 m/25'  
10,7 m/35' - 15,2 m/50'


0.8 Kg / 1,76 lb

1 m  
3,3'

 HF

V peak 500  5 bar

X 60%	X 100%		
40 A	30 A	110 l/min	15 mm 3/5"
60 A	45 A	120 l/min	25 mm 1"
80 A	65 A	140 l/min	32 mm 1 1/4"
110 A	85 A	155 l/min	40 mm 1 3/5"
130 A	105 A	180 l/min	45 mm 1 3/4"

CODE	↔	
PAH005P-019-PA3	4,6 m / 15'	Central Adaptor
PAH008P-019-PA3	7,6 m / 25'	Central Adaptor
PAH011P-019-PA3	10,7 m / 35'	Central Adaptor
PAH015P-019-PA3	15,2 m / 50'	Central Adaptor
PAH005P-000-PA3	4,6 m / 15'	1/4 G
PAH008P-000-PA3	7,6 m / 25'	1/4 G
PAH011P-000-PA3	10,7 m / 35'	1/4 G
PAH015P-000-PA3	15,2 m / 50'	1/4 G
PAH005P-319-PA3	4,6 m / 15'	Trafimector®
PAH008P-319-PA3	7,6 m / 25'	Trafimector®
PAH011P-319-PA3	10,7 m / 35'	Trafimector®
PAH015P-319-PA3	15,2 m / 50'	Trafimector®



Starter kit  
NOT INCLUDED  
(see page 19)

