

PLASMA CUTTING

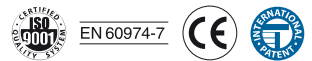



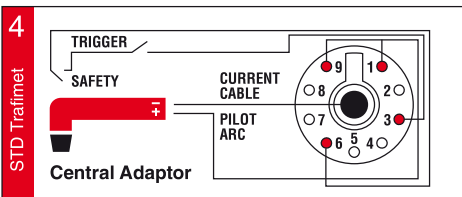
ERGOCUT S 125



0.7 Kg / 1.54 lb
 6 m / 19.7' 1 m

V peak	500	5 bar	180 l/min
X 60%	120 A	X 100%	90A
			10±35 mm

CODE	↔	
PA2250	6 m / 19.7'	Central Adaptor
PA2251	6 m / 19.7'	1/4 G
PA2252	6 m / 19.7'	Central Adaptor
PA2253	6 m / 19.7'	1/4 G



FH0979



PR0179



PE0179



Ø mm	Ø in	Cu	⚡
1,3	.051	PD0179-13	80 A
1,4	.052	PD0179-14	100 A
1,5	.059	PD0179-15	120 A

PC0179
Long Life



CV0229



FH0980



PR0279



PE0179

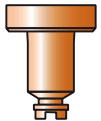


Ø mm	Ø in	Cu	⚡
1,3	.051	PD0279-13	80 A
1,4	.052	PD0279-14	100 A
1,5	.059	PD0279-15	120 A

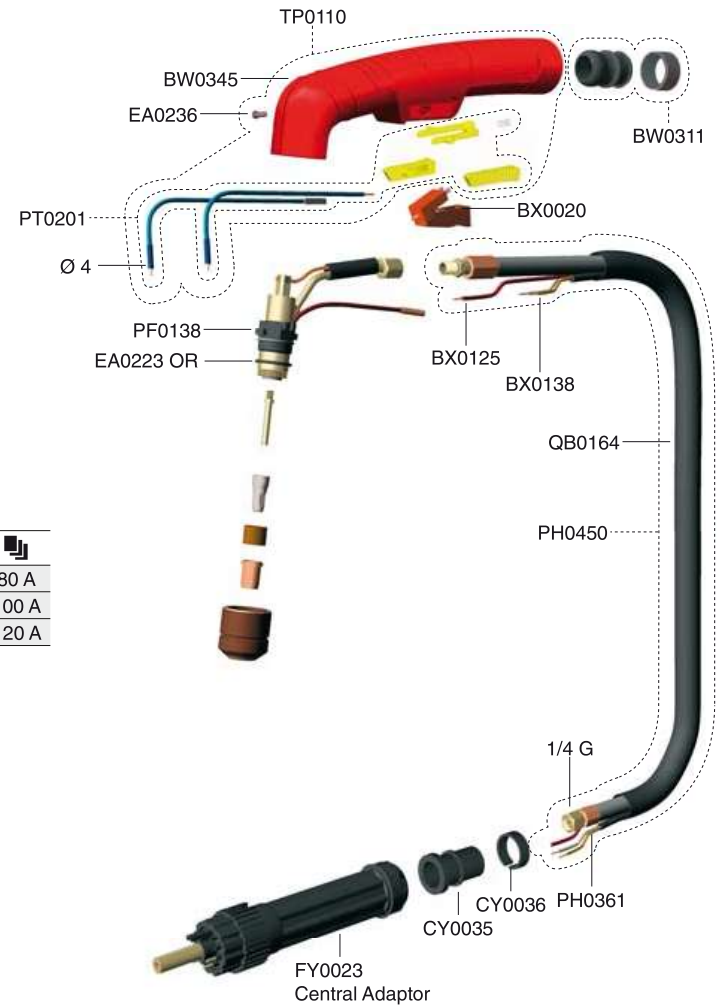
PC0279
Long Life



CV0279



DRAG



DRAG

STANDARD