

PLASMA CUTTING


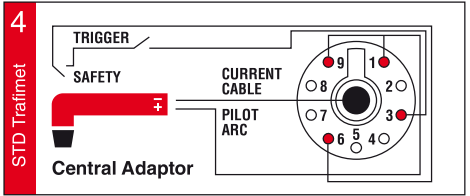
ERGO CUT AW 201



6-12 m / 19.7'-40' 1.2 Kg / 2.65 lb
 HF 1 m

V _{peak} X100%	500 200A	4 bar	50 l/min
	2÷4 bar	1.45 l/min	40÷50 mm

CODE	↔	
PB0003	6 m / 19.7'	Central Adaptor
PB0009	12 m / 40'	Central Adaptor



Included in the box



Better performances
and protection
for your torch



UTI000157

FH0866



PR0118



PE0114



Ø mm	Ø in	Cu	Icon
3,0	1/8	PD0113-30	gouging

Ø mm	Ø in	Cu	Icon
1,0	.040	PD0115-10	60 A
1,2	.045	PD0115-12	70 A
1,4	.052	PD0115-14	100 A
1,6	1/16	PD0115-16	130 A
1,8	5/64	PD0115-18	150 A
2,0	5/64	PD0115-20	200 A
3,0	1/8	PD0115-30	gouging

PC0123
long life



PC0126
high insulation

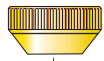


PC0125
long life



CV0078

CV0083



CV0013



CV0011



CV0012



CV0014



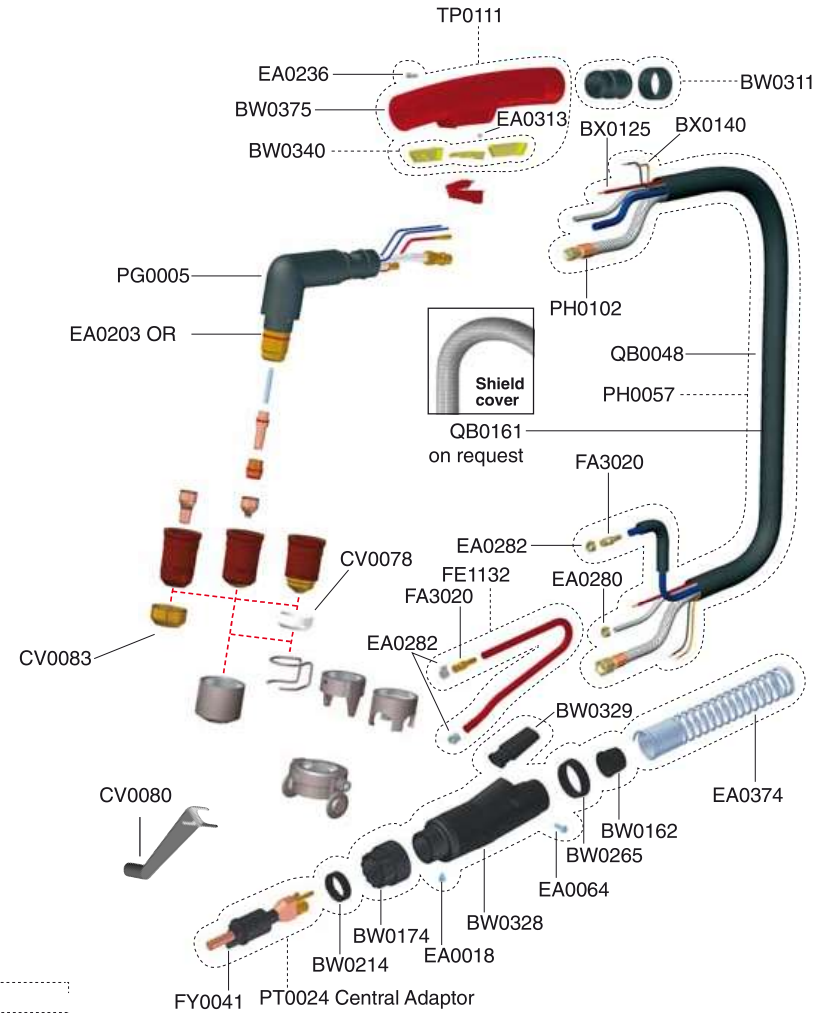
CV0013



CV0021



GOUGING



STANDARD