

PLASMA CUTTING



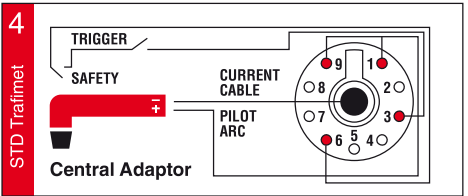
ERGO CUT A 81



6 m / 19.7'
 0.6 Kg / 1.32 lb
 1 m

V peak	500	5 bar	155 l/min
X 60%	80 A	X 100% 60 A	20±25 mm

CODE	↔	
PA1400	6 m / 19.7'	3/8 G
PA1402	6 m / 19.7'	Central Adaptor
PA1404	6 m / 19.7'	1/4 G



FH0561



PR0115



PE0107

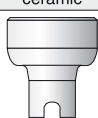


Ø mm	Ø in	Cu	⏏
1,2	.045	PD0106-12	80 A

PC0115



CV0201
ceramic



CONTACT CUTTING

FH0560



PR0109

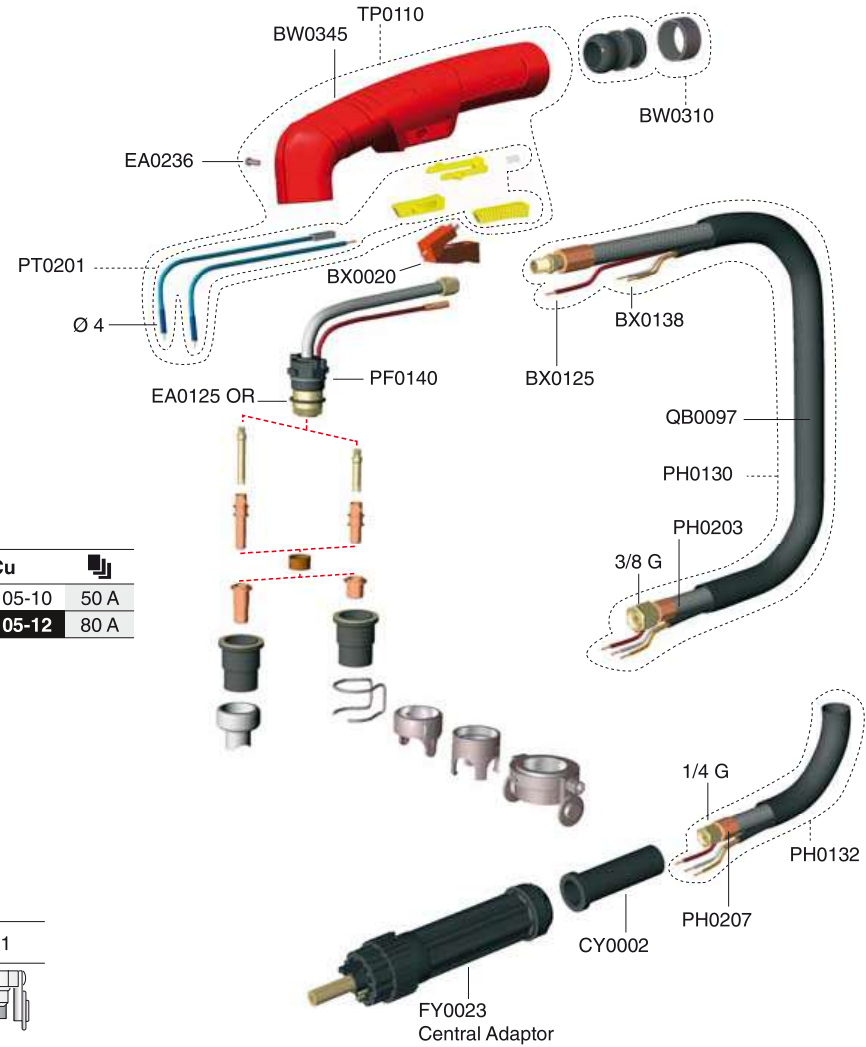
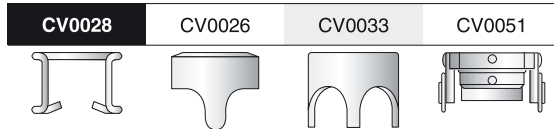


PE0107



Ø mm	Ø in	Cu	⏏
1,0	.040	PD0105-10	50 A
1,2	.045	PD0105-12	80 A

PC0115



STANDARD