








PLASMA CUTTING

ERGOCUT A 151

6-12 m / 19.7'-40' 1.1 Kg / 2.43 lb
   1 m

| | | | |
|--------|-------|---|---|
| V peak | 500 |  5 bar |  230 l/min |
| X 60% | 150 A | X 100% | 120 A |
| | |  | 35±40 mm |

| CODE | ↔ |  |
|--------|-------------|---|
| PA1550 | 6 m / 19.7' | M14x1 |
| PA1551 | 12 m / 40' | M14x1 |
| PA1552 | 6 m / 19.7' | 1/4 G |
| PA1554 | 6 m / 19.7' | Central Adaptor |
| PA1555 | 12 m / 40' | Central Adaptor |

