



- ▶ Voltage electronic adjustment
- ▶ Remote voltage control facility directly from the WF, DF and SWF feeders used with interconnecting cables up to 50 meters
- ▶ Superior welding performance with any material and different gases
- ▶ Innovative design with shock-proof fibre compound front panel and robust ergonomic handle for easy manoeuvrability
- ▶ Lower energy consumption in respect of step adjustment power sources
- ▶ High reliability and reduced maintenance costs, lacking any electromechanical adjustment components
- ▶ QBS motor braking system for repeated and constant arc striking
- ▶ Automatic “Hot Start” to always get a precise arc striking
- ▶ PCB in an isolated rack for protection against dust and dirt
- ▶ Standard equipped with cylinder holder undercarriage fitted with large wheels for easy handling
- ▶ Two inductance positions, in a protected lodging, for an excellent welding pool in any situation



WF 4 - ES 5



MINI SWF



DF 5 - SWF

ECHO 7000 CC/CV MULTIPROCESS




The multiprocess ECHO 7000 CC/CV is able to perform multiple processes, i.e. MIG, MMA and TIG

- ▶ Process selector:
MIG/MAG - MMA - TIG.

MIG/MAG

- Voltage electronic adjustment
- External Burn-Back and motor ramp adjustment for a precise arc striking
- 2/4 stroke selector switch



MMA - TIG

- Electronic welding current adjustment
- Low-high current range switch
- Adjustable Hot Start to improve arc striking with difficult electrodes
- Adjustable Arc Force control to select the best dynamic characteristic of the welding arc
- Overcurrent protection
- Electrode Antisticking function