

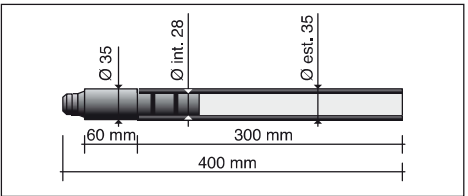
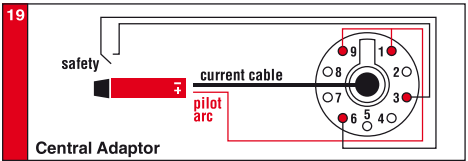
PLASMA CUTTING

AUTOCUT A 81P



V peak	500	4 bar	155 l/min
X 60%	80 A	X 100% 60 A	20±25 mm

CODE	↔	
PA0180	6 m / 19.7'	3/8 G
PA0181	6 m / 19.7'	Central Adaptor



FLOW METER max — min —
Included in the box

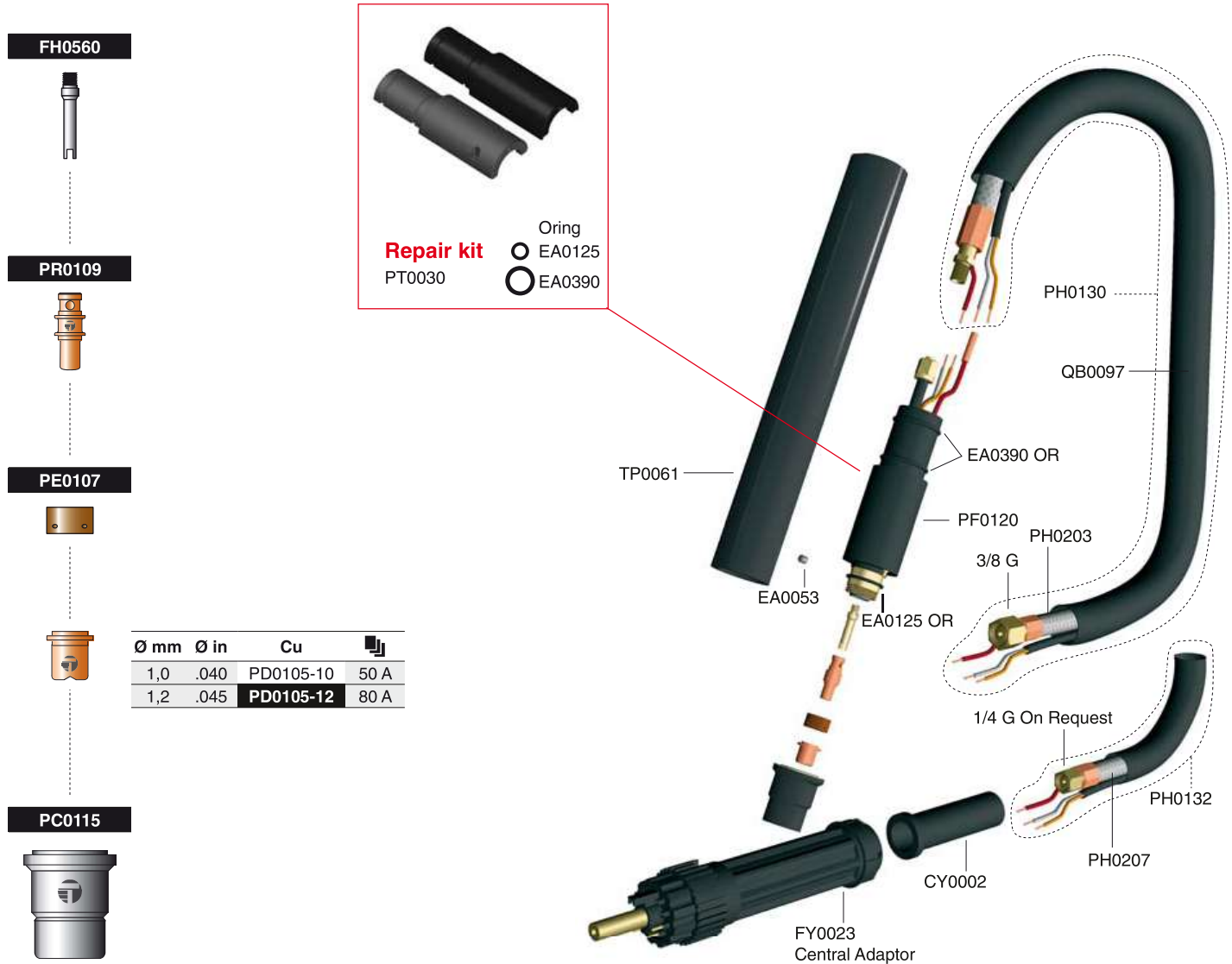
CV0087
PD0105-12

test the airflow of your torch before use



EN 60974-7





Ø mm	Ø in	Cu	
1,0	.040	PD0105-10	50 A
1,2	.045	PD0105-12	80 A

STANDARD